




FairScope Blog Post Template

Here is a sample article to follow, with a summary diagram above. Below, you will find the rest of the document to complete.

 FairScope

Get a quote Book a call Team Links  Océane Lorre 

Title

Subtitle

A short and impactful sentence that shows what the project is about

One sentence that explains who ran the project, where it happened, and its purpose.

All Blogs / Discover / X

Hook


Start with a short paragraph that grabs attention.
→ What is this project? Who is involved? What's interesting or new about it?

Content


Describe the project in 2-3 short paragraphs:

- What was the goal of the project?
- How was the PlanktoScope used?
- Who was involved (students, researchers, public, etc.)?
- What happened during the project?


Title



Title




Title





Impact & Conclusion


- What changed or improved thanks to the project?
- What did people learn or experience?
- Add numbers if possible (e.g. samples taken, participants, hours saved, images captured)

 FairScope, X X
February 12, 2023

SHARE THIS POST







FairScope S.A.S 14 ALLEE SAINT FRANCOIS 29600 ST MARTIN DES CHAMPS FRANCE <https://www.fairscope.com> hi@fairscope.com +33 7 66 58 32 29

Title :

Subtitle :

Hook

*Write your text in the box. Start with a short paragraph that grabs attention. →
What is this project? Who is involved? What's interesting or new about it?*

<hr/> <hr/> <hr/> <hr/> <hr/> <hr/> <hr/> <hr/>

Content

Describe the project in 1–3 short paragraphs. Write your texts in the boxes and attach some photos.

- *What was the goal of the project? how was the PlanktoScope used?, who was involved (students, researchers, public, etc.)?, what happened during the project?*

Paragraph N°1

Title (replace the title)

<hr/> <hr/> <hr/> <hr/> <hr/> <hr/> <hr/> <hr/> <hr/> <hr/> <hr/> <hr/> <hr/> <hr/> <hr/> <hr/> <hr/> <hr/> <hr/> <hr/> <hr/> <hr/> <hr/> <hr/> <hr/> <hr/>



Title (replace the title)

This image shows a blank sheet of white paper with horizontal ruling lines. The lines are evenly spaced and run across the width of the page. There are no margins, text, or other markings on the paper.

Title (replace the title)

This image shows a single sheet of white paper with horizontal ruling lines. The lines are evenly spaced and extend across the width of the page. There is no handwriting or other markings on the paper.

Impact & Conclusion

Write your text in the box.

- *What changed or improved thanks to the project?*
- *What did people learn or experience?*
- *Add numbers if possible (e.g. samples taken, participants, hours saved, images captured)*

[illegible]

**Thank you so much for taking the time to write this article.
We're happy to feature your project on our new website.**

The FairScope team